

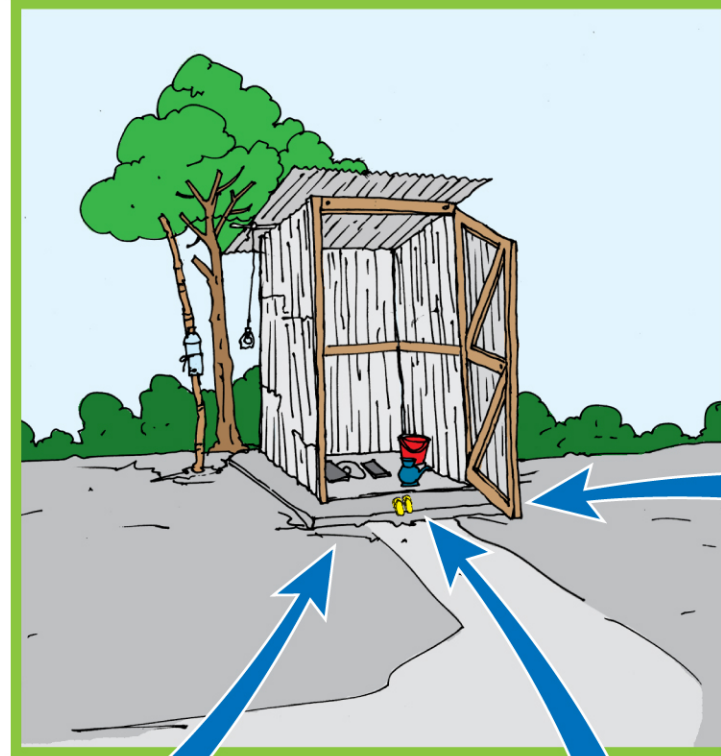


Poo's final address

No matter where your infant poos, make it end up in the latrine!



Assess current feces disposal practice, then negotiate one or two small doable actions to improve WASH practice ... no matter what, the latrine is poo's final address



Milk baby (0-6 months)

- Use soft cloth/diaper/katha to catch feces
- Dispose of feces from cloth/diaper/katha into waste pond or preferably into a latrine
- Put cloth/diaper/katha in a dedicated bowl for washing
- Wash a few collected cloth/nappies/katha by rinsing out feces, dumping filthy water into the latrine, contained drainage, or as last resort tossing away from standpipe/well/water sources
- If disposing of entire diaper, dispose into solid waste where animals cannot get at feces, bury or burn.
- If you hold the infant to poo into courtyard or ground, follow up with a hoe or scoop to throw into latrine




Crawling baby (7-11 months)

If your child defecates in cloths/ katha/ diaper, follow the same as 0-6 month group.

Begin 'potty training':

- Obtain a potty for your infant (duck, rabbit or horse shaped)
- Socialize child to potty, introduce it as 'the child's place', let child sit even when not defecating. In early months, support child to sit.



Toddler/walking baby (1-through 2 years)


Safe feces management:

- Have under 3 child poop in potty
- Sit <3 child on the potty (even when not pooping) so they learn to defecate in a designated/fixed place

Continue below

For both age groups:

- Encourage child to defecate into the potty. Even if they start defecating in the courtyard ground put your baby in the potty
- Don't scold for courtyard pooping rather congratulate and reward for pooping in a potty
- Put some water, ash, sand and dirt in bottom of potty to keep feces from sticking
- Empty potty feces into the latrine
- Wash potty after each use
- 'Fling' water away from water source if rinsing potty near the source
- If child poos into courtyard or ground, use hoe or scoop to put into latrine



Young child (3 - 5 years)

Socialize with latrine use:

- Accompany child & hold them over latrine if needed
- Stand outside latrine, keep the door open, talk to the child while pooping
- Congratulate /reward them with words and toys
- Explain this is how 'big people' poop

Make latrine more 'child-friendly'

- Install handholds to the latrine so that the child can hold and feel stable and secure
- Make a child-sized chair that can be placed over the pan hole
- Arrange doorway or superstructure so there is light
- Keep pathway to latrine clear of obstacles